

## TINA GPS General Purpose Single

TINA GPS适用范围广泛，热咀类型丰富，尤其适用于添加玻纤产品的注塑

热咀与法兰采用螺纹连接，方便维护

热咀本体及法兰分别装有加热器，可保证热咀温度平衡

TINA GPS is single nozzle for engineering plastics.

Screw type joint between nozzle body & flange, easy to maintenance.

Separated heaters for nozzle body & flange, superior heat balance.



应用广泛，适用于玻纤产品

结构简单

浇口位置、热咀长度按照客户要求设计制作

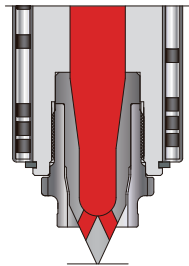
Wide application, suitable solution for glass fiber contained resin.

Simple structure.

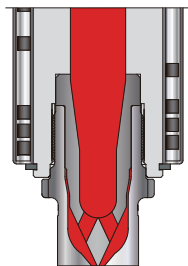
Customized nozzle location and length



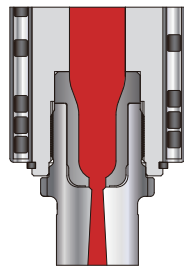
## Parameter



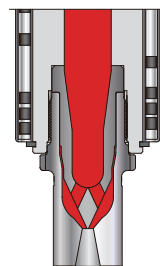
GPS CC



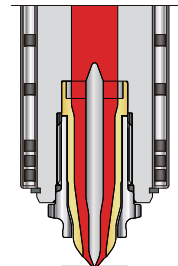
GPS TAC



GPS TOE



GPS TLC



GPS CT

Unit:mm

System Size		Runner	Length	Injection Volume
<i>TINA GPS 08</i>	Open	8	90-300	150g
<i>TINA GPS 10</i>	Open	10	90-300	200g
<i>TINA GPS 15</i>	Open	15	90-600	800g
<i>TINA GPS 22</i>	Open	22	110-900	1000g

## Applications

